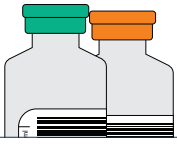


Order of Draw

Adult tubes



BLOOD CULTURE BOTTLES

Aerobic (Green) + Anaerobic (Orange)
Collect 8-10mL in each bottle



SODIUM CITRATE (Blue)
Tube **MUST** be filled to indicated level

NOTE: Citrate tubes should *not* be the first tube drawn for special coagulation testing (e.g., Factor VIII and Heparin Therapy) or when using winged (butterfly) method. Use a discard (citrate) tube first.



ACD (ACID CITRATE DEXTROSE)
(Bright yellow)



SST (Yellow)
Contains Clot Activator & Serum Separator



PLAIN (Red)



LITHIUM HEPARIN (Green)



QUANTIFERON KIT (4 tubes) in order:

QUANTIFERON NIL (Grey)
QUANTIFERON TB1 (Green)
QUANTIFERON TB2 (Yellow)
QUANTIFERON MITOGEN (Purple)



PST (Lithium Heparin with Gel)



EDTA (Lavender/Pink)



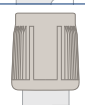
TRACE ELEMENT (Navy)



PPT



STRECK - 10mL K3EDTA (NIPT)



FLUORIDE OXALATE (Grey)



ESR (Black rubber stopper)

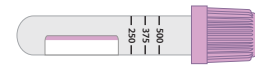
Paediatric tubes / Non-vacuated tubes



AEROBIC/ANAEROBIC PAEDIATRIC (Yellow) 1 - 3mL



SODIUM CITRATE (Blue) collect 1.3mL
Tube **MUST** be filled to indicated level
(Not to be used on heel prick)



EDTA (Lavender) 0.25 - 0.5mL



LITHIUM HEPARIN (Green) 0.4 - 0.6mL



FLUORIDE OXALATE (Grey) 0.25 - 0.5mL



SST (Yellow) 0.2 - 0.4 mL



SST (Amber tube) 0.2 - 0.4 mL



PLAIN No additive (Red) 0.4 - 0.6mL

- ✓ All tubes **MUST** be sighted by patient to confirm patient identity.
- ✓ Request form "Person Drawing Blood" statement **MUST** be signed.
- ✓ Gently invert all tubes 8-10 times.
- ✗ **Blood bank samples will be rejected if:**
 - Tube and statement is not signed
 - Signature on tube and statement do not match